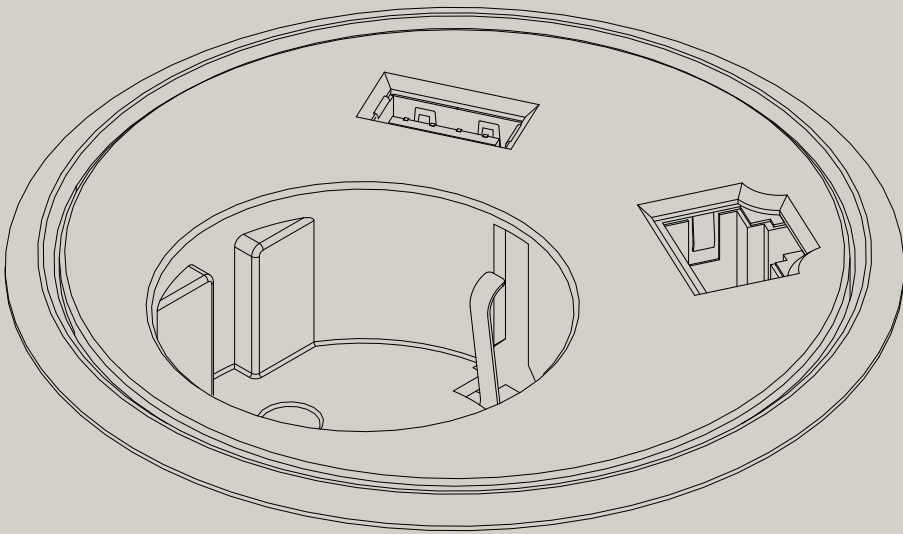
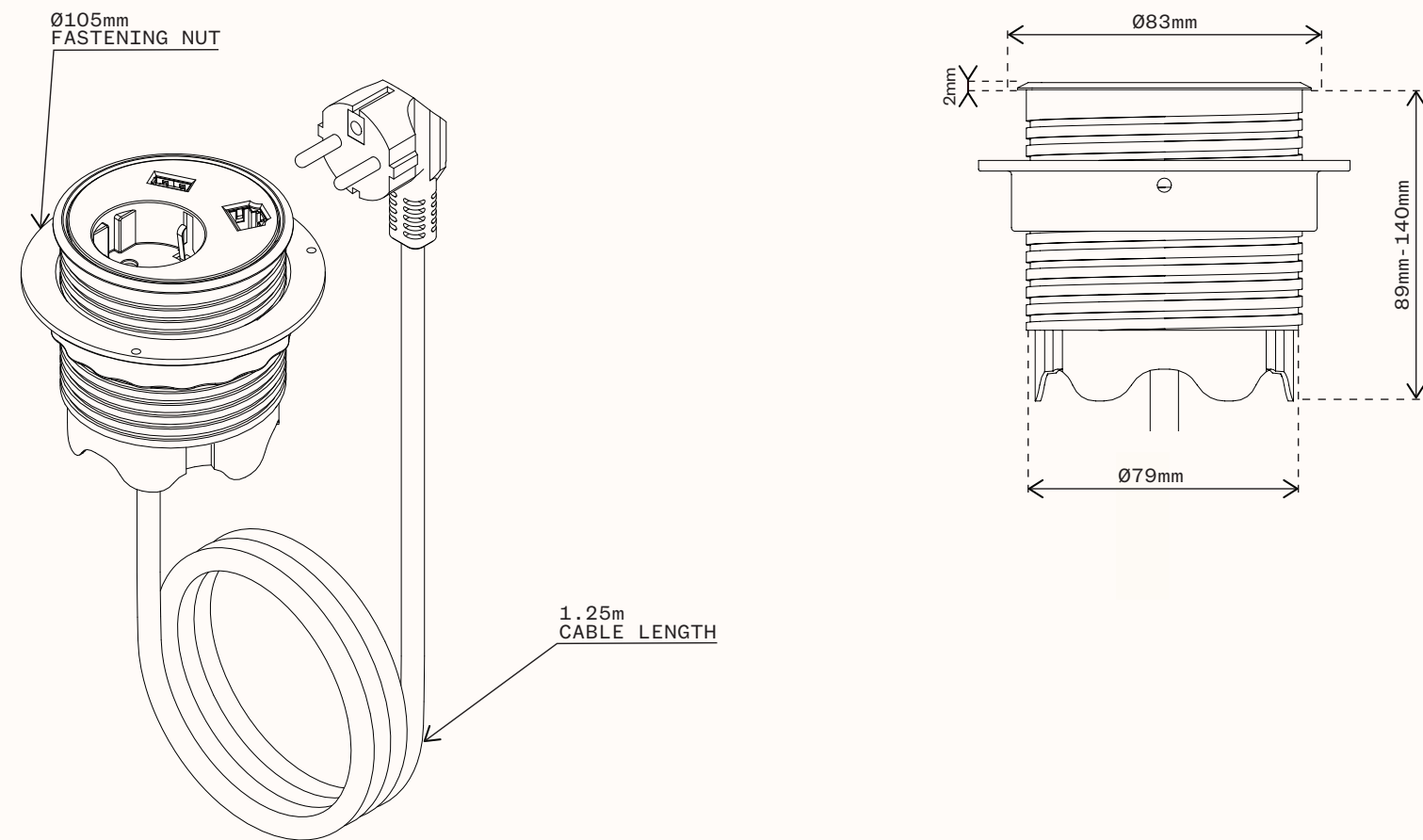


POWERDOT¹²

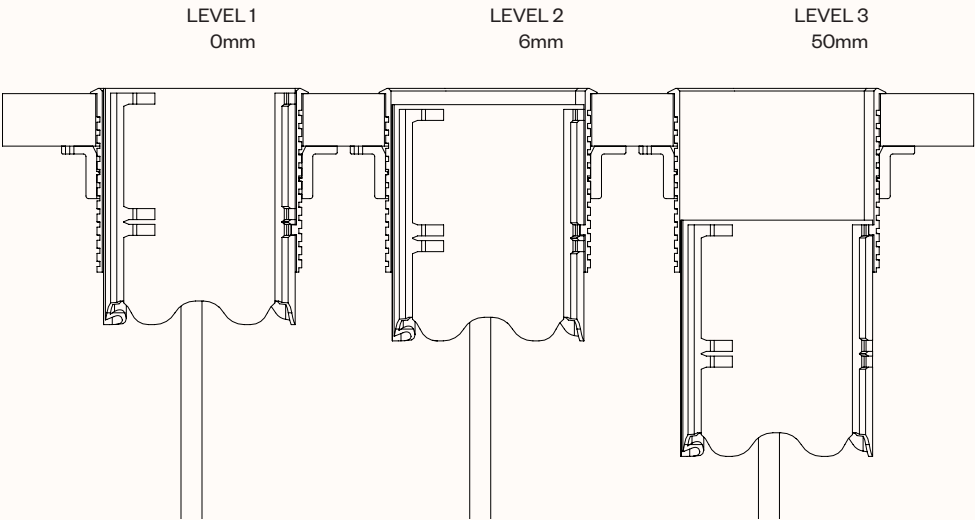


Dimensions

See user manual for assembly instructions.



ADJUSTABLE HEIGHT



POWERDOT¹²

1 SOCKET TYPE F, 1 USB-A CHARGER 12W, 1 DATA, BLACK/WHITE

ART.NO

9358001209 BLACK
9358001201 WHITE

Technical data

INTERFACE	1 SOCKET TYPE F, 1 USB-A CHARGER 12W, 1 DATA
RATED VOLTAGE	250V
RATED CURRENT	16A
OUTPUT W MAX	3500W (TYPE F SOCKET)
USB CHARGER SPECIFICATION	Type A QC2.0
USB CHARGER OUTPUT MAX	12W
USB CHARGER OUTPUT	5V 2A / 9V 1.2A / 12V 1A
DATA SPECIFICATION	RJ45
CABLE & CONNECTOR	3×1,5mm², 1,25m, (CEE 7/7)
MATERIAL	POLYAMID
FINISH	MATTE
PROTECTION CLASS	IP20
INSTALLATION HOLE SIZE	Ø79mm
HEIGHT	91mm - 140mm
DIAMETER TOP	Ø83mm
MAX TABLE THICKNESS	55mm
CERTIFICATIONS	CE, GS, RoHS COMPLIANT

Read before installation and usage



Do not cover

Electrical products may only be daisy-chained if integrated into a fixed installation. Normal power sockets may not be used for the connection to further socket rails.



Electronic equipment is recyclable and should not be disposed of with household waste, if the device has reached the end of its life, dispose of at the recycling points in accordance with local regulations. Disposal with household waste is prohibited



The device may only be used in a dry indoor environment.



Incorrect installation may endanger:

- Safety of the installer
 - Safety of the end-user and safety of the property.
- Incorrect installation may result in personal liability for damage of property or injury to persons.

For safe installation please ensure the following:

- The 5 safety rules to apply: Disconnect mains; Prevent reconnection; Test for absence of harmful voltages; Ground and short circuits; Cover or close off nearby live parts;
- Choose proper tools, measuring devices and personal protective equipment
- Analyse measured results
- Selection of electrical installation material to ensure switch-off conditions
- IP protection ratings
- Fitting of electrical installation material;
- Type of the feeding system (TN system, IT system, TT system...) and the resulting switching conditions (classic zeroing, protective earthing, necessary additional measures, etc.).



RoHS
Compliant