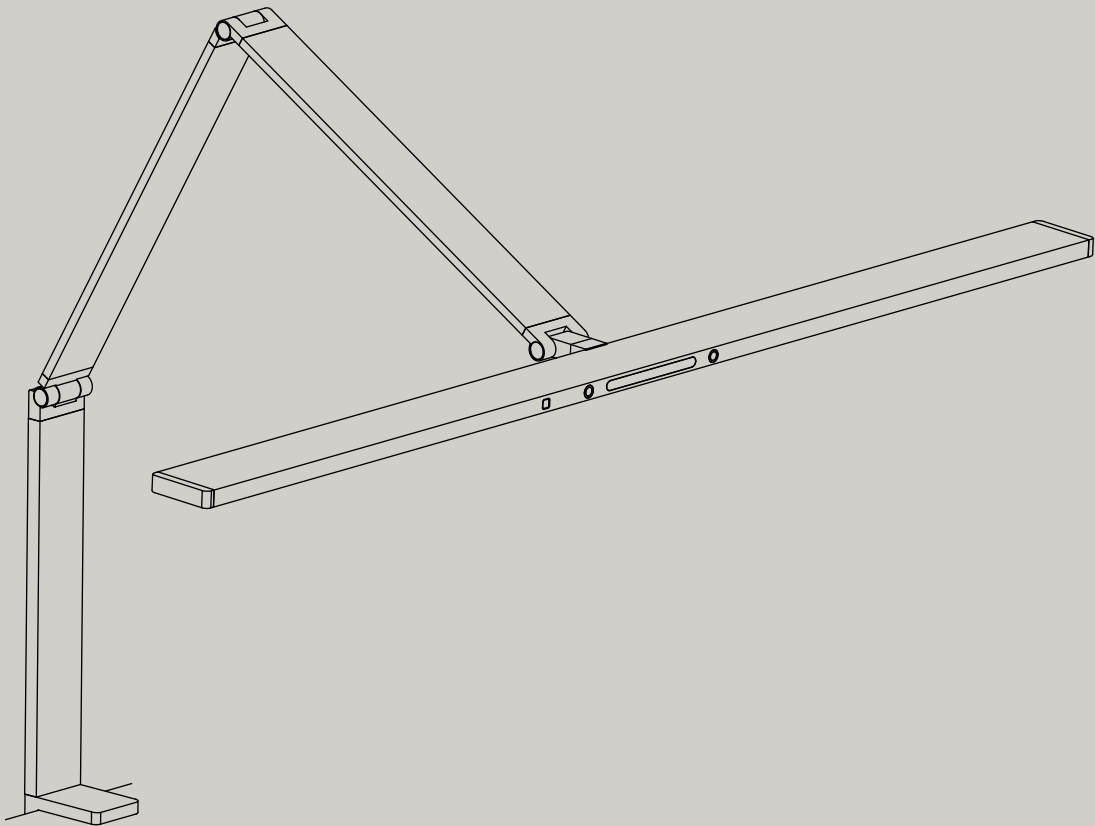
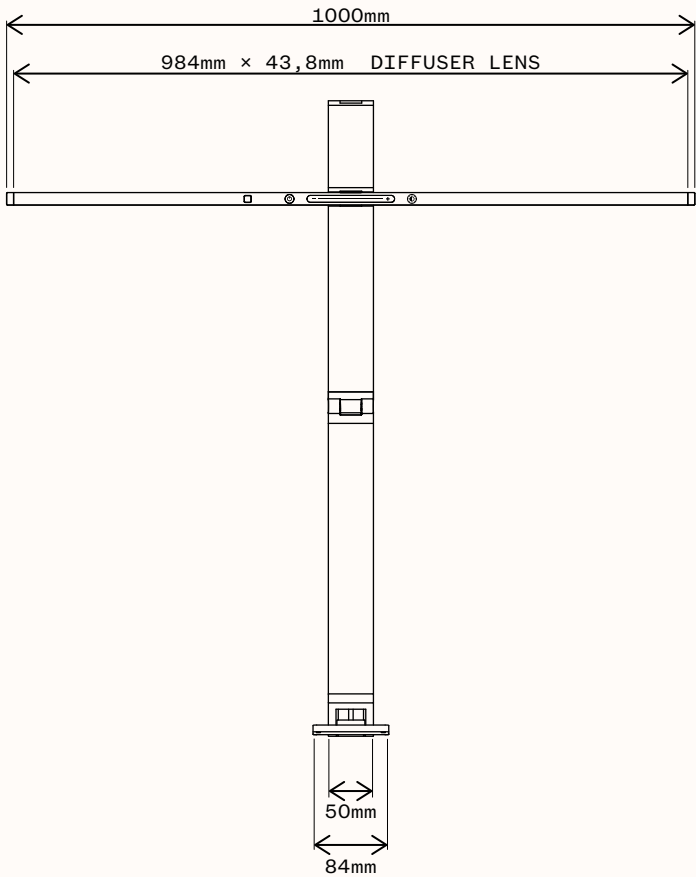


LAMP⁰²

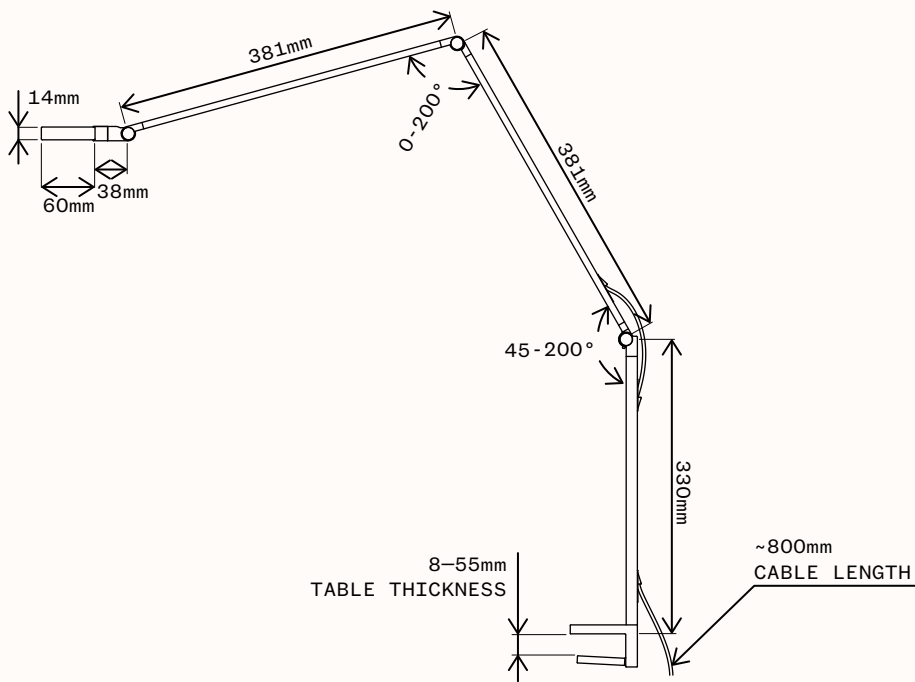
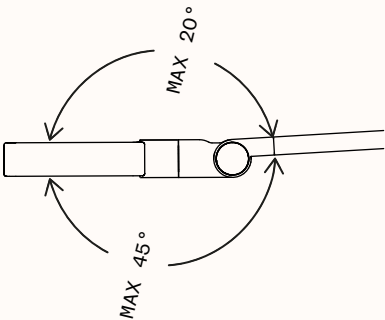


Dimensions

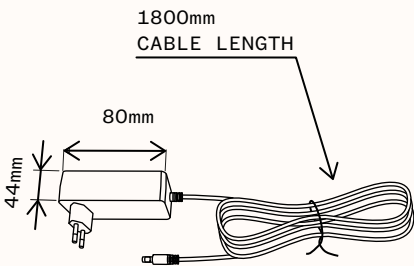
See user manual for assembly instructions.



LAMP HEAD - SIDE VIEW



WALL ADAPTER



LAMP⁰²

ADJUSTABLE WORK LAMP, TABLE MOUNTED, VELVET BLACK/SOFT WHITE

ART.NO

8101000209	VELVET BLACK	RAL 9005
8101000201	SOFT WHITE	RAL 9016

Technical data

INTERFACE	ADJUSTABLE WORK LAMP, TABLE MOUNTED
MOUNTING	TABLE EDGE
LIGHT SOURCE	INTEGRATED LED - TYPE 2835
CONTROL TYPE	TOUCH SENSOR
LAMP CONTROLS	ON/OFF, DIMMER, COLOR TEMPERATURE AND PIR
PIR SENSOR (OCCUPANCY SENSOR)	AUTO OFF AFTER 15 MINUTES ABSENCE
LIGHT SOURCE LUMINOUS FLOW	1329 lm
LIGHT SOURCE EFFICIENCY	63 lm/W
COLOUR TEMPERATURE (CCT)	3000K - 4000K - 6000K
COLOUR RENDERING INDEX	95
MATERIAL	ALUMINIUM
FINSIH	MATTE
LED LIFE EXPECTANCY	50 000h
CERTIFICATIONS	CE, RoHS
MAX TABLE THICKNESS	55mm

Read before installation and usage



Do not cover

Electrical products may only be daisy-chained if integrated into a fixed installation. Normal power sockets may not be used for the connection to further socket rails.



Electronic equipment is recyclable and should not be disposed of with household waste, if the device has reached the end of its life, dispose of at the recycling points in accordance with local regulations. Disposal with household waste is prohibited



The device may only be used in a dry indoor environment.

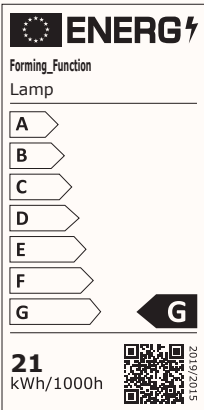


Incorrect installation may endanger:

- Safety of the installer
 - Safety of the end-user and safety of the property.
- Incorrect installation may result in personal liability for damage of property or injury to persons.

For safe installation please ensure the following:

- The 5 safety rules to apply: Disconnect mains; Prevent reconnection; Test for absence of harmful voltages; Ground and short circuits; Cover or close off nearby live parts;
- Choose proper tools, measuring devices and personal protective equipment
- Analyse measured results
- Selection of electrical installation material to ensure switch-off conditions
- IP protection ratings
- Fitting of electrical installation material;
- Type of the feeding system (TN system, IT system, TT system...) and the resulting switching conditions (classic zeroing, protective earthing, necessary additional measures, etc.).



RoHS
Compliant