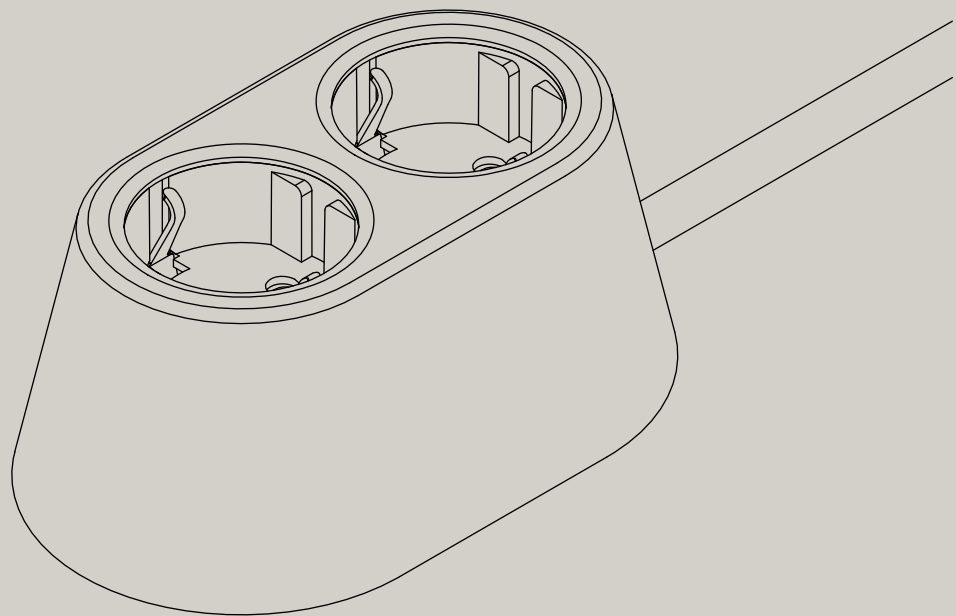
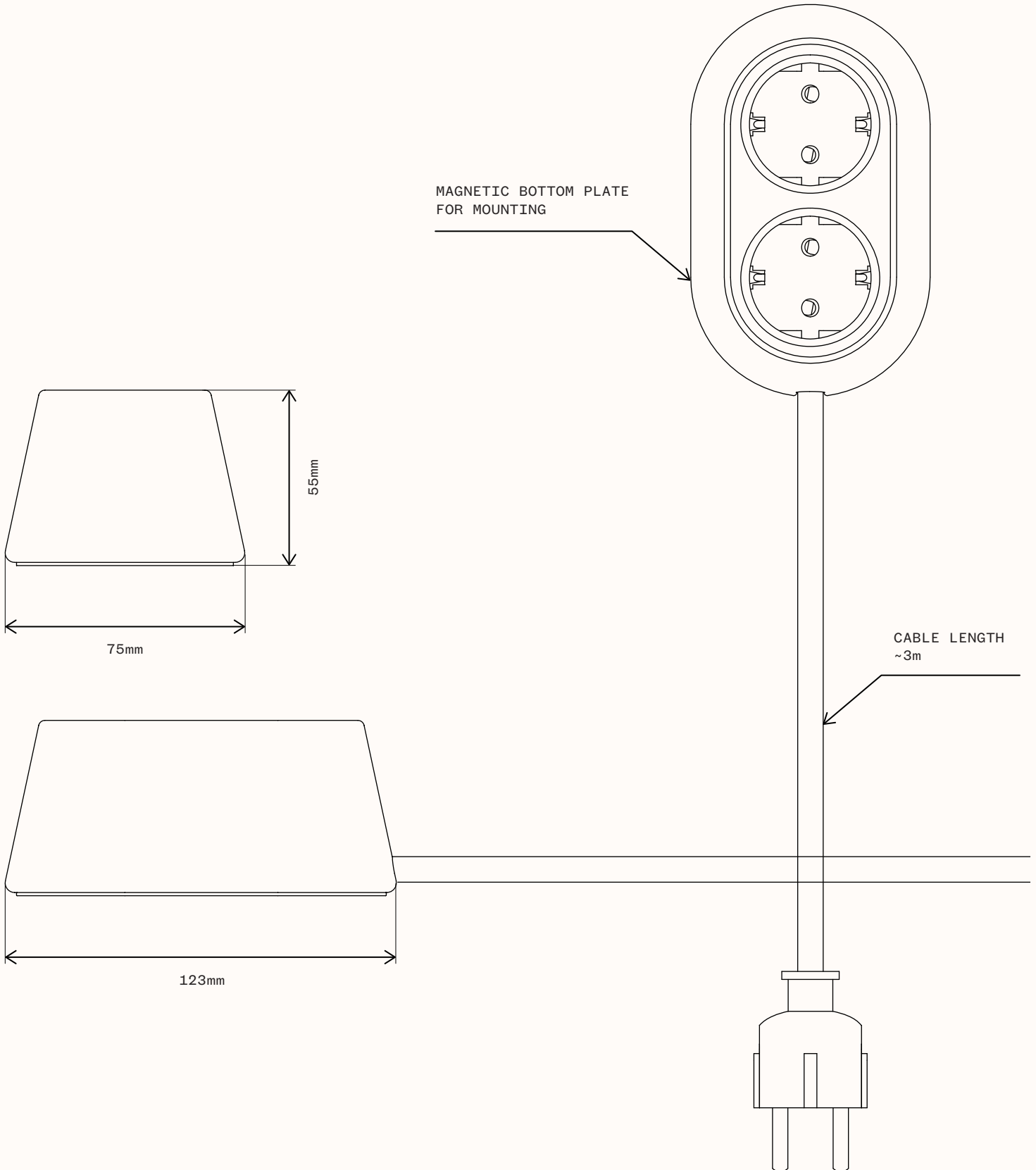


NOMAD BLOCK⁰²



Dimensions

See user manual for assembly instructions



Colours




SIGNAL BLACK
RAL 9004
DEEP MATTE, FINE STRUCTURE



WHITE ALUMINIUM GREY
RAL 9006
DEEP MATTE, FINE STRUCTURE



STONE CYPRESS GREEN
RAL 160 50 15
DEEP MATTE, FINE STRUCTURE



BLACK RED
RAL 3007
DEEP MATTE, FINE STRUCTURE

NOMAD BLOCK⁰²

2 SOCKET TYPE F

ART. NO

9458002109	SIGNAL BLACK	RAL 9004
9458002102	WHITE ALUMINIUM GREY	RAL 9006
9458002105	STONE CYPRESS GREEN	RAL 160 50 15
9458002106	BLACK RED	RAL 3007

Technical data

INTERFACE	2 POWER SOCKETS TYPE F
OTHER FUNCTIONS	MAGNETIC BOTTOM PLATE FOR MOUNTING
RATED VOLTAGE	250V
RATED CURRENT	16A
OUTPUT W MAX	3500W
CABLE AND CONNECTOR	3x1,5mm ² , ~3m, CEE7/7 PLUG
MATERIAL OUTER CASING	RECYCLED ALUMINIUM
MATERIAL BOTTOM PLATE AND ENCLOSED ITEMS	STEEL
MATERIAL INNER COMPONENTS	PP AND PA6.6
FINISH	POWDER COATED
PROTECTION CLASS	IP20
CERTIFICATIONS	CE, RoHS COMPLIANT
WARRANTY PERIOD	3 YEARS

Read before installation and usage



Do not cover

Electrical products may only be daisy-chained if integrated into a fixed installation. Normal power sockets may not be used for the connection to further socket rails.



Incorrect installation may endanger:

- Safety of the installer
 - Safety of the end-user and safety of the property.
- Incorrect installation may result in personal liability for damage of property or injury to persons.



Electronic equipment is recyclable and should not be disposed of with household waste, if the device has reached the end of its life, dispose of at the recycling points in accordance with local regulations. Disposal with household waste is prohibited



The device may only be used in a dry indoor environment.

For safe installation please ensure the following:

- The 5 safety rules to apply: Disconnect mains; Prevent reconnection; Test for absence of harmful voltages; Ground and short circuits; Cover or close off nearby live parts;
- Choose proper tools, measuring devices and personal protective equipment
- Analyse measured results
- Selection of electrical installation material to ensure switch-off conditions
- IP protection ratings
- Fitting of electrical installation material;
- Type of the feeding system (TN system, IT system, TT system...) and the resulting switching conditions (classic zeroing, protective earthing, necessary additional measures, etc.).



RoHS
Compliant